

MERA System Operations Update

MERA System Maintenance

During DECEMBER the Radio Shop provided the following support:

1. Continued efforts with Federal engineering in support of MERA next gen
2. Completed all preventative maintenance
3. Started coordination on resolving water leak at Big Rock
4. Reported Air Conditioning failure at Big Rock.
5. Repaired Mt Burdell transmit line.
6. Continued efforts and documentation on central site controller switching issue.
7. Completed annual Fujitsu flashwave preventative maintenance
8. Replaced battery string at Dollar hill.

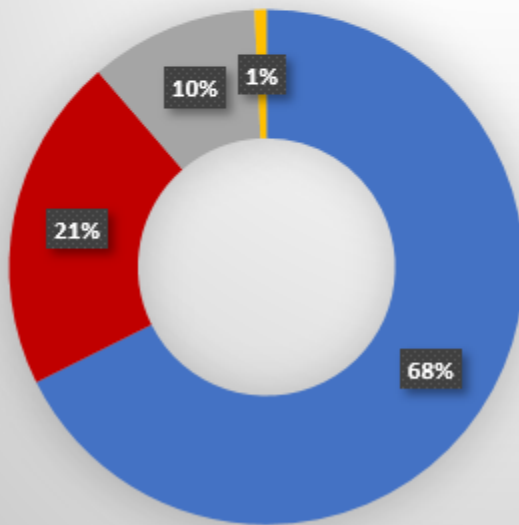
During January the Radio Shop provided the following support:

1. Mt Tam EFRATOM GPS antenna failed and was replaced with new
2. Dollar Hill EFRATOM power supply failed and was replaced with spare
3. Big Rock to Burdell A2 RX 100Mhz Oscillator was discovered during a Quarterly to be railed out at -300Hz and could not be adjusted. Replaced it with spare
4. East Main CSC TIB1 board was replaced with a spare due to not being able to dissable Channel 5 on the East.
5. During the Monthly checks 3 Quantars were more than 2 watts out of rated power. We adjusted all three to be within 2 watts of rated power.
6. We are still experiencing intermittent issues with the ATAC Comparators and the East & West Main CSC from the water damage a few years back. (intemittent link fail, switching from Main to Alternate with no obvious failures or alarm codes). The equipment is not supported by motorola anyone so not much assistance is available.
7. Replaced a modem card at Mill Valley PSB
8. Diagnosed and replaced a bad card in the Fujitsu on Tam that was causing all kinds of intermittent microwave outages on the East Simulcast & Bolinas IR.
9. Acquired large number of spares for system components from Orange county to help ensure operations continue through MERA NextGen project.

DECEMBER

	<u>Radio Calls</u>	<u>Call Time</u>	<u>Busy Time</u>	<u>Percent Usage</u>
LAW TOTAL:	155,930	441:33:18	0:00:01	67.6
FIRE TOTAL:	50,331	137:34:45	0:00:01	21.1
PUBLIC WORKS TOTAL:	24,797	69:06:25	0:00:00	10.6
NON-MERA TOTAL:	1,745	4:52:44	0:00:00	0.7
	-----	-----	-----	-----
	232,803	653:07:12	0:00:02	100.0

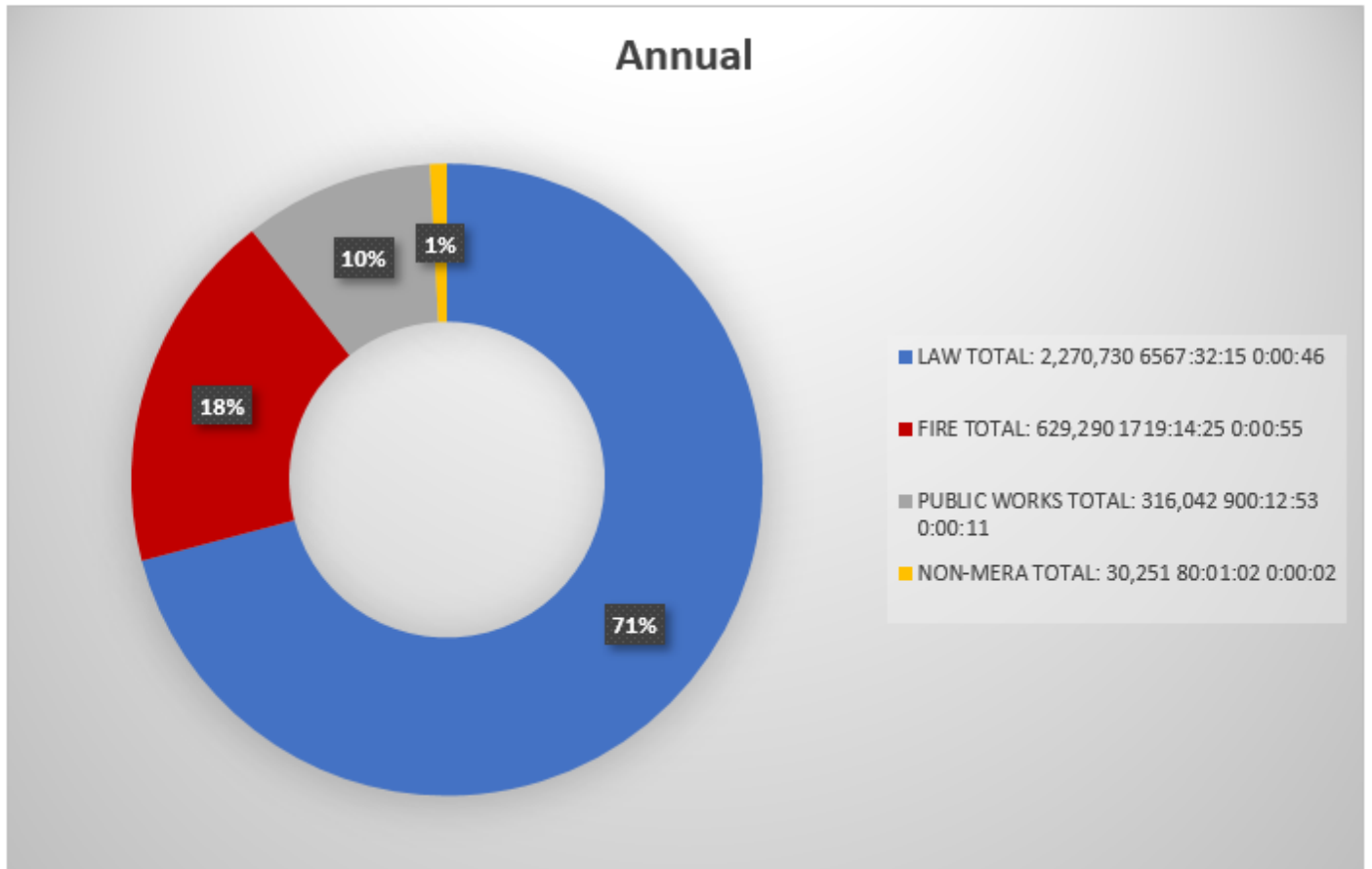
DECEMBER



- LAW TOTAL: 155,930 441:33:18 0:00:01
- FIRE TOTAL: 50,331 137:34:45 0:00:01
- PUBLIC WORKS TOTAL: 24,797 69:06:25 0:00:00
- NON-MERA TOTAL: 1,745 4:52:44 0:00:00

ANNUAL AS OF DEC 2019

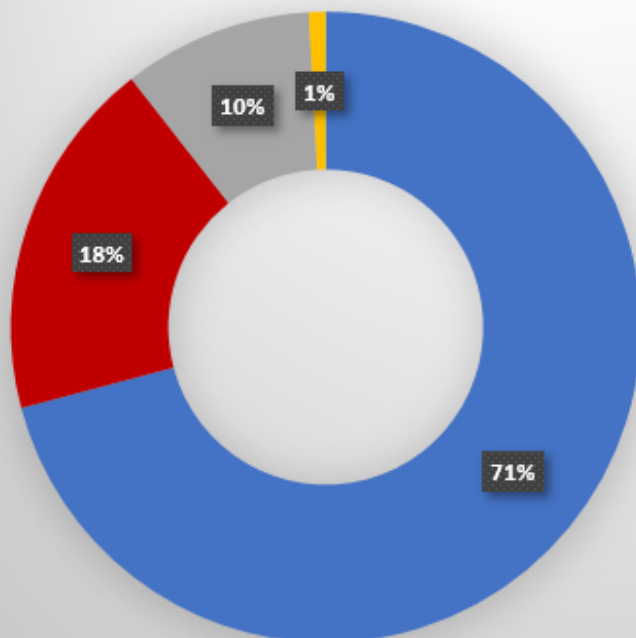
<u>Category</u>	<u>Radio Calls</u>	<u>Call Time</u>	<u>Busy Time</u>	<u>Percent Usage</u>
LAW TOTAL:	2,270,730	6567:32:15	0:00:46	70.9
FIRE TOTAL:	629,290	1719:14:25	0:00:55	18.6
PUBLIC WORKS TOTAL:	316,042	900:12:53	0:00:11	9.7
NON-MERA TOTAL:	30,251	80:01:02	0:00:02	0.9
	-----	-----	-----	-----
	3,246,313	9267:00:35	0:01:54	100.0



Jan-20

<u>Category</u>	<u>Radio Calls</u>	<u>Call Time</u>	<u>Busy Time</u>	<u>Percent Usage</u>
LAW TOTAL:	2,270,730	6567:32:15	0:00:46	70.9
FIRE TOTAL:	629,290	1719:14:25	0:00:55	18.6
PUBLIC WORKS TOTAL:	316,042	900:12:53	0:00:11	9.7
NON-MERA TOTAL:	30,251	80:01:02	0:00:02	0.9
	-----	-----	-----	-----
	3,246,313	9267:00:35	0:01:54	100.0

JANUARY 2020



- LAW TOTAL: 2,270,730 6567:32:15 0:00:46
- FIRE TOTAL: 629,290 1719:14:25 0:00:55
- PUBLIC WORKS TOTAL: 316,042 900:12:53 0:00:11
- NON-MERA TOTAL: 30,251 80:01:02 0:00:02