

MERA System Operations Update

MERA System Maintenance

During APRIL the Radio Shop provided the following support:

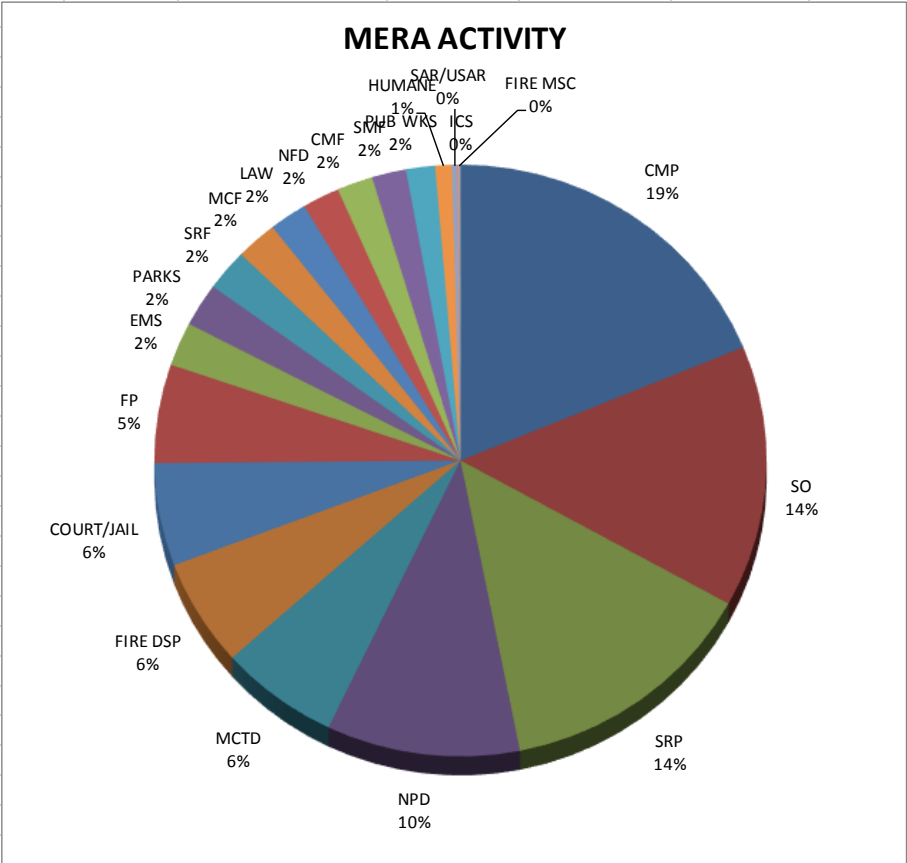
1. Worked with Motorola to configure and test spare boards for the East and West Simulcast site controllers. The work was performed this has boosted our spare count to more than double what it was. Some spare boards were not valid spares. We are currently investigating availability from Orange County and other vendors to get additional spares.
2. Repaired Air conditioning units at Barnabe and dollar.
3. Changed Net Clocks due to intermittent alarm on primary unit.
4. Replaced batteries on 6809 spares.
5. Reviewed generator health with County garage to confirm we are in good shape. This is due to concerns of PG&E potentially shutting down power in efforts to reduce fire hazards. All generators are in good condition. Garage reports no pending concerns. Maintenance has been kept up and fuel levels will be maintained.

During MAY the Radio Shop provided the following support:

6. Continued to work on securing system spare parts. Identified source, working on terms.
7. Replaced Efratom reference oscillator at Mt Tam (simulcast timing system)
8. Replaced bad rectifier at Tiburon
9. Addressed Audio recording issues
10. Replaced Quantar PA at Bolinas
11. Investigated power transfer switch at big rock. Identifying best solution for long term reliability.
12. Replaced DAS hard drive (#3 drive)
13. Replaced East Channel 1 AstoTAC Comparator power supply
14. Participated in BayRICS system Key exchange
We now have system keys for BayRICS systems
MERA gen 1 is T-Band and not P25 compliant so we did not provide a system key for other BayRICS members. Next Gen system should be discussed.
15. New Reporting format due to Inaccuracies from patching talkgroups

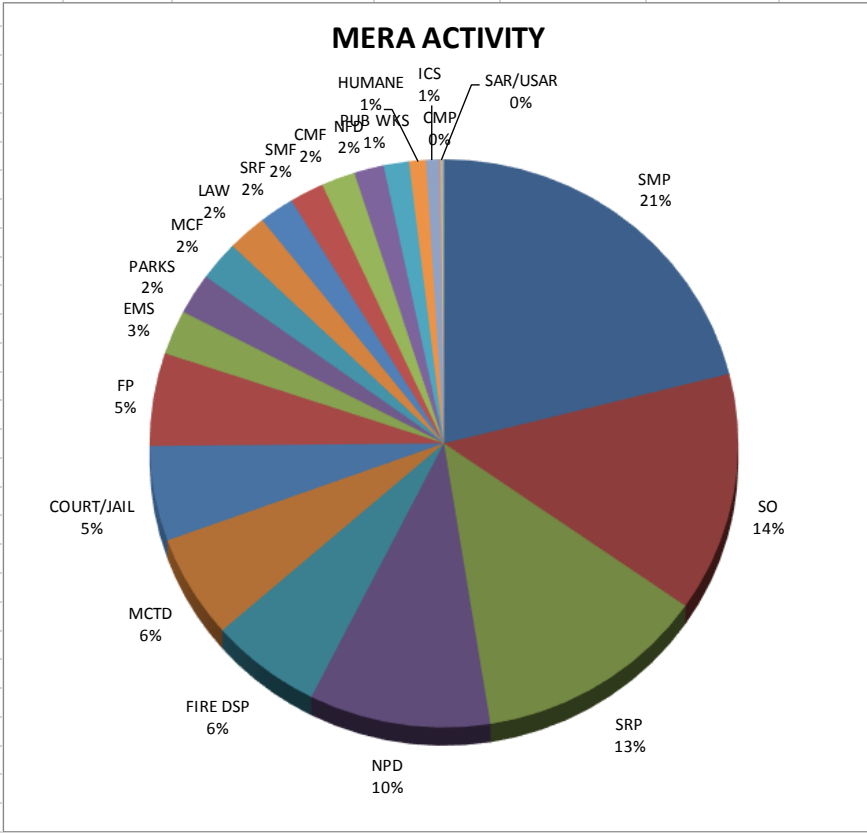
MERA System Usage APRIL 2019

April	2019									
Agency Grouping	Radio Calls	Call Time	Busy Time	Category	Radio Calls	Call Time	Busy Time	Percent Usage		
CMP	42,538	131:34:38	0:00:00	LAW TOTAL:	168,973	491:58:57	0:00:00	70.1		
SO	33,035	100:19:39	0:00:00	FIRE TOTAL:	48,464	130:57:06	0:00:00	18.7		
SRP	31,374	97:10:37	0:00:00	PUBLIC WORKS TOTAL:	25,571	72:37:57	0:00:00	10.3		
NPD	24,377	71:39:18	0:00:00	NON-MERA TOTAL:	2,524	6:19:17	0:00:00	0.9		
MCTD	15,474	44:11:26	0:00:00		-----	-----	-----	-----		
FIRE DSP	16,612	41:04:36	0:00:00		245,532	701:53:17	0:00:00	100.0		
COURT/JAIL	18,347	39:20:19	0:00:00							
FP	14,004	37:52:11	0:00:00							
EMS	2,644	16:48:02	0:00:00							
PARKS	5,662	16:35:57	0:00:00							
SRF	6,796	15:55:20	0:00:00							
MCF	5,251	15:25:32	0:00:00							
LAW	5,297	14:02:09	0:00:00							
NFD	5,333	13:48:23	0:00:00							
CMF	5,543	13:18:26	0:00:00							
SMF	5,559	12:41:35	0:00:00							
PUB WKS	4,020	10:46:44	0:00:00							
HUMANE	2,428	6:09:54	0:00:00							
SAR/USAR	674	1:41:21	0:00:00							
ICS	393	0:57:35	0:00:00							
FIRE MSC	52	0:13:51	0:00:00							
MUT AID	96	0:09:23	0:00:00							
OTHER	22	0:06:15	0:00:00							
SMP	1	0:00:06	0:00:00							
TOTAL:	245,532	701:53:17	0:00:00							



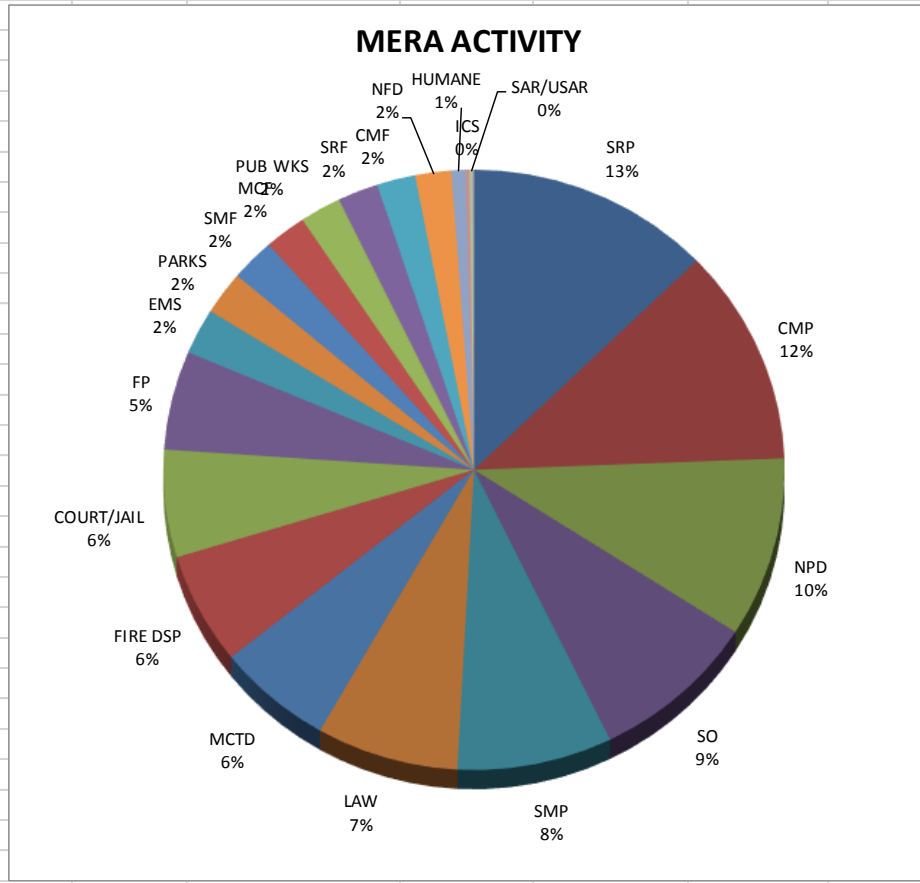
MERA System Usage MAY 2019

May	2019									
Agency Grouping	Radio Calls	Call Time	Busy Time	Category	Radio Calls	Call Time	Busy Time	Percent Usage		
SMP	49,256	150:19:11	0:00:00	LAW TOTAL:	173,605	502:33:25	0:00:00	70.4		
SO	32,003	97:19:07	0:00:00	FIRE TOTAL:	48,511	131:04:56	0:00:00	18.4		
SRP	29,495	91:15:23	0:00:00	PUBLIC WORKS TOTAL:	26,230	73:26:37	0:00:00	10.3		
NPD	24,579	71:07:44	0:00:00	NON-MERA TOTAL:	2,601	6:43:52	0:00:00	0.9		
FIRE DSP	17,964	43:44:39	0:00:00							
MCTD	14,725	41:58:17	0:00:00							
COURT/JAIL	18,135	38:33:19	0:00:00							
FP	13,854	37:42:45	0:00:00							
EMS	2,922	18:02:25	0:00:00							
PARKS	5,780	16:33:43	0:00:00							
MCF	5,532	16:02:41	0:00:00							
LAW	5,986	15:27:49	0:00:00							
SRF	5,962	13:43:31	0:00:00							
SMF	5,685	13:28:41	0:00:00							
CMF	5,644	13:18:04	0:00:00							
NFD	4,468	11:40:06	0:00:00							
PUB WKS	3,842	9:54:59	0:00:00							
HUMANE	2,535	6:38:07	0:00:00							
ICS	1,838	4:51:30	0:00:00							
CMP	297	0:48:07	0:00:00							
SAR/USAR	272	0:46:26	0:00:00							
FIRE MSC	62	0:18:23	0:00:00							
OTHER	45	0:08:08	0:00:00							
MUT AID	66	0:05:45	0:00:00							
TOTAL:	250,947	713:48:50	0:00:00							



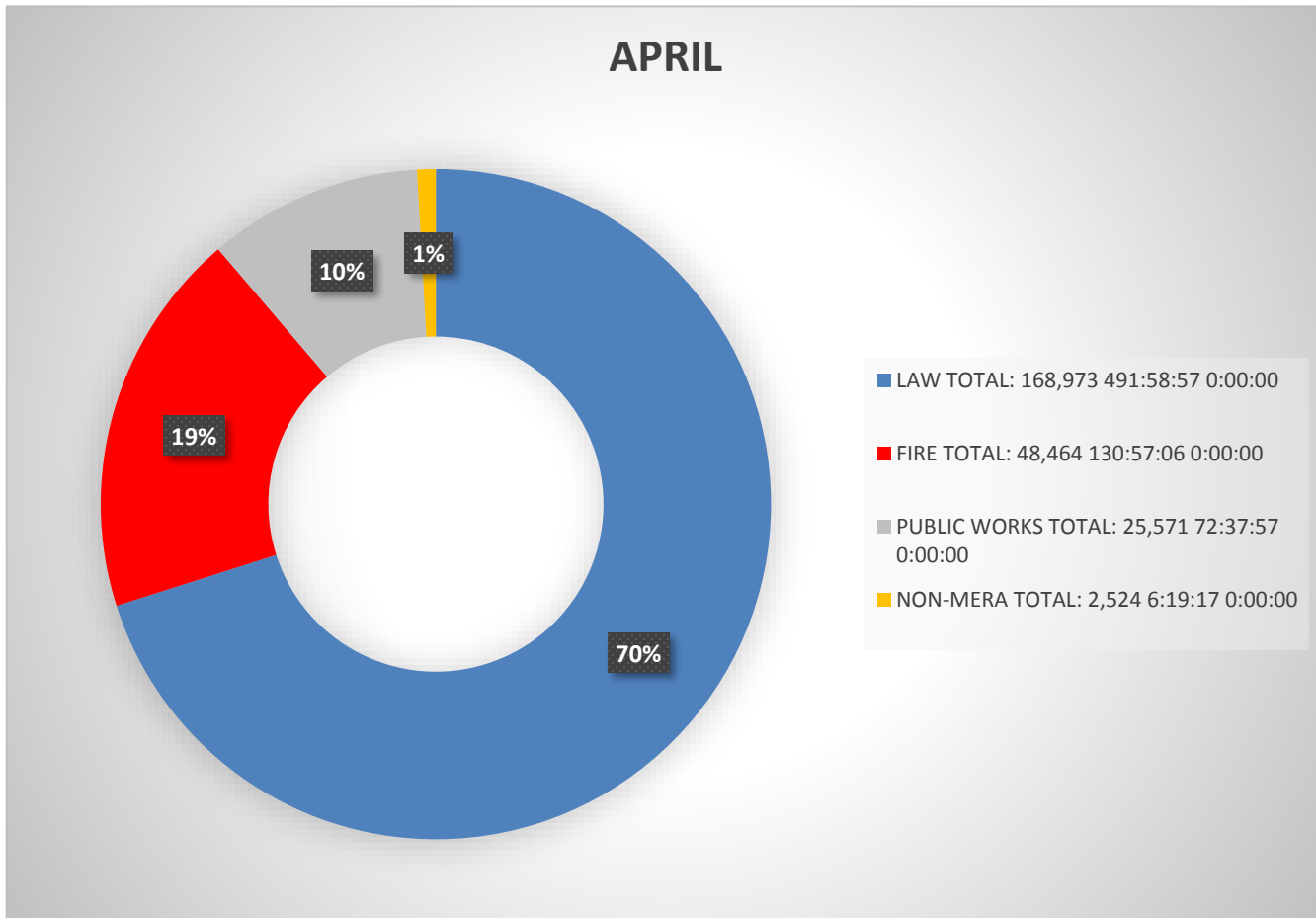
MERA System Usage Annual 2019

Annual	2019								
Agency Grouping	Radio Calls	Call Time	Busy Time		Category	Radio Calls	Call Time	Busy Time	Percent Usage
SRP	146,849	449:39:24	0:00:03		LAW TOTAL:	847,627	2451:11:00	0:00:26	69.4
CMP	133,580	412:14:11	0:00:11		FIRE TOTAL:	247,188	676:25:45	0:00:35	19.1
NPD	117,687	342:37:35	0:00:05		PUBLIC WORKS TOTAL:	132,874	379:20:20	0:00:04	10.7
SO	101,328	307:23:07	0:00:04		NON-MERA TOTAL:	10,767	27:01:12	0:00:00	0.8
SMP	93,007	285:18:35	0:00:00			-----	-----	-----	-----
LAW	90,133	261:17:46	0:00:00			1,238,456	3533:58:17	0:01:05	100.0
MCTD	74,313	212:56:10	0:00:00						
FIRE DSP	85,112	212:43:28	0:00:11						
COURT/JAIL	95,601	204:28:47	0:00:01						
FP	69,442	188:11:35	0:00:02						
EMS	13,862	86:47:57	0:00:00						
PARKS	28,690	82:31:52	0:00:00						
SMF	33,620	81:28:16	0:00:05						
MCF	25,932	77:01:48	0:00:06						
PUB WKS	26,858	76:11:23	0:00:04						
SRF	32,056	74:44:08	0:00:04						
CMF	29,214	70:41:35	0:00:06						
NFD	25,096	66:29:15	0:00:03						
HUMANE	10,173	25:52:43	0:00:00						
ICS	2,800	6:58:54	0:00:00						
SAR/USAR	2,010	5:20:58	0:00:00						
MUT AID	594	1:08:29	0:00:00						
FIRE MSC	286	1:08:20	0:00:00						
OTHER	213	0:42:01	0:00:00						
TOTAL:	1,238,456	3533:58:17	0:01:05						



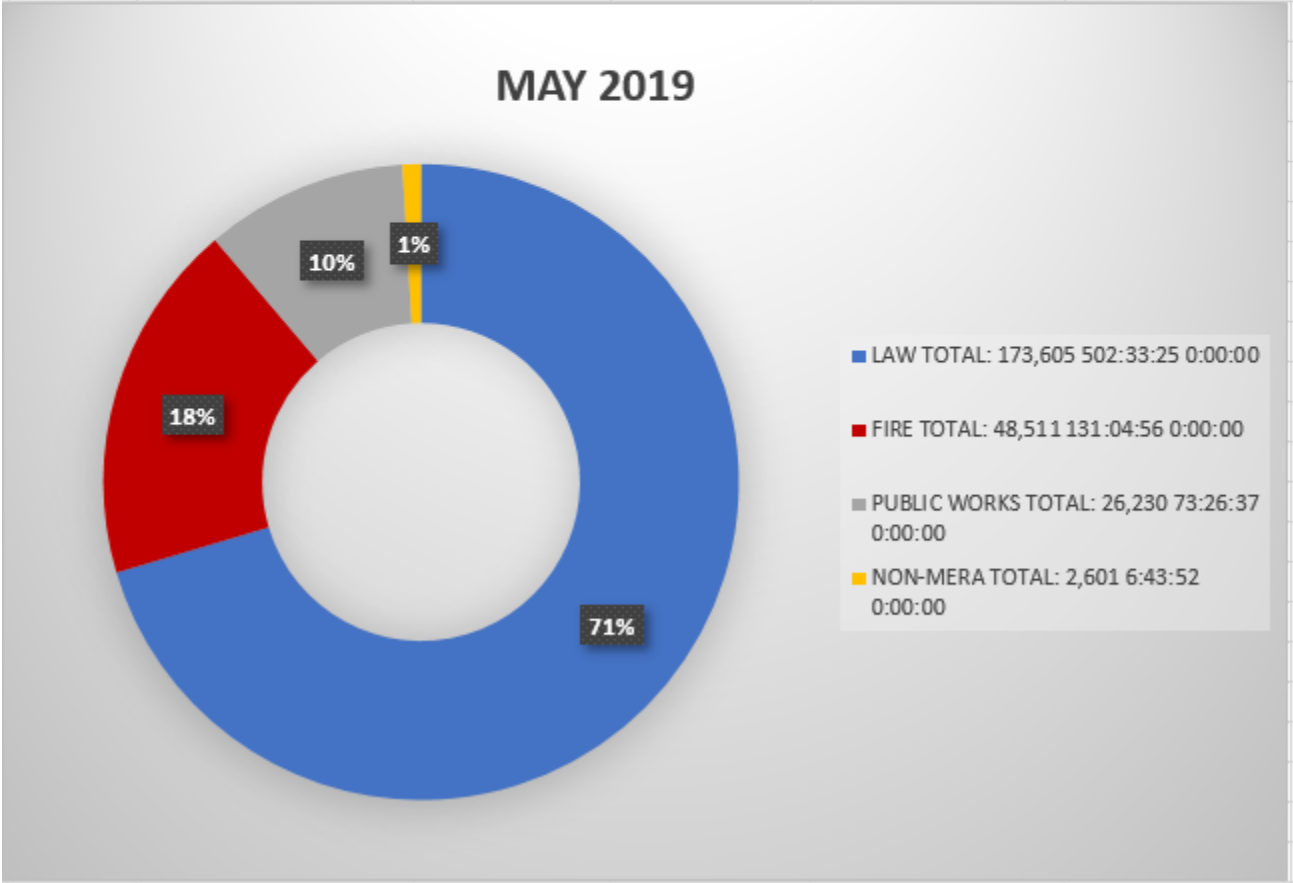
APRIL

	<u>Radio Calls</u>	<u>Call Time</u>	<u>Busy Time</u>	<u>Percent Usage</u>
LAW TOTAL:	168,973	491:58:57	0:00:00	70.1
FIRE TOTAL:	48,464	130:57:06	0:00:00	18.7
PUBLIC WORKS TOTAL:	25,571	72:37:57	0:00:00	10.3
NON-MERA TOTAL:	2,524	6:19:17	0:00:00	0.9
	-----	-----	-----	-----
	245,532	701:53:17	0:00:00	100.0



- LAW TOTAL: 168,973 491:58:57 0:00:00
- FIRE TOTAL: 48,464 130:57:06 0:00:00
- PUBLIC WORKS TOTAL: 25,571 72:37:57 0:00:00
- NON-MERA TOTAL: 2,524 6:19:17 0:00:00

MAY				
	<u>Radio Calls</u>	<u>Call Time</u>	<u>Busy Time</u>	<u>Percent Usage</u>
LAW TOTAL:	173,605	502:33:25	0:00:00	70.4
FIRE TOTAL:	48,511	131:04:56	0:00:00	18.4
PUBLIC WORKS TOTAL:	26,230	73:26:37	0:00:00	10.3
NON-MERA TOTAL:	2,601	6:43:52	0:00:00	0.9
	-----	-----	-----	-----
	250,947	713:48:50	0:00:00	100.0



ANNUAL AS OF MAY

<u>Category</u>	<u>Radio Calls</u>	<u>Call Time</u>	<u>Busy Time</u>	<u>Percent Usage</u>
LAW TOTAL:	847,627	2451:11:00	0:00:26	69.4
FIRE TOTAL:	247,188	676:25:45	0:00:35	19.1
PUBLIC WORKS TOTAL:	132,874	379:20:20	0:00:04	10.7
NON-MERA TOTAL:	10,767	27:01:12	0:00:00	0.8
	-----	-----	-----	-----
	1,238,456	3533:58:17	0:01:05	100.0

