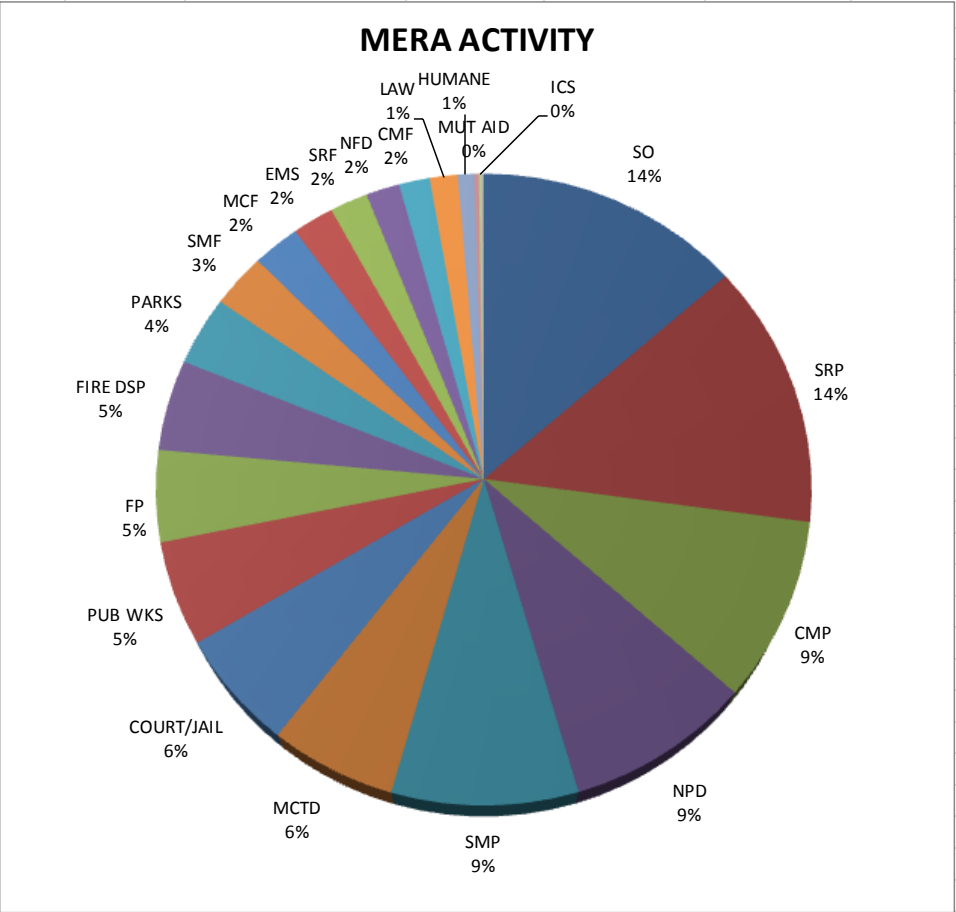


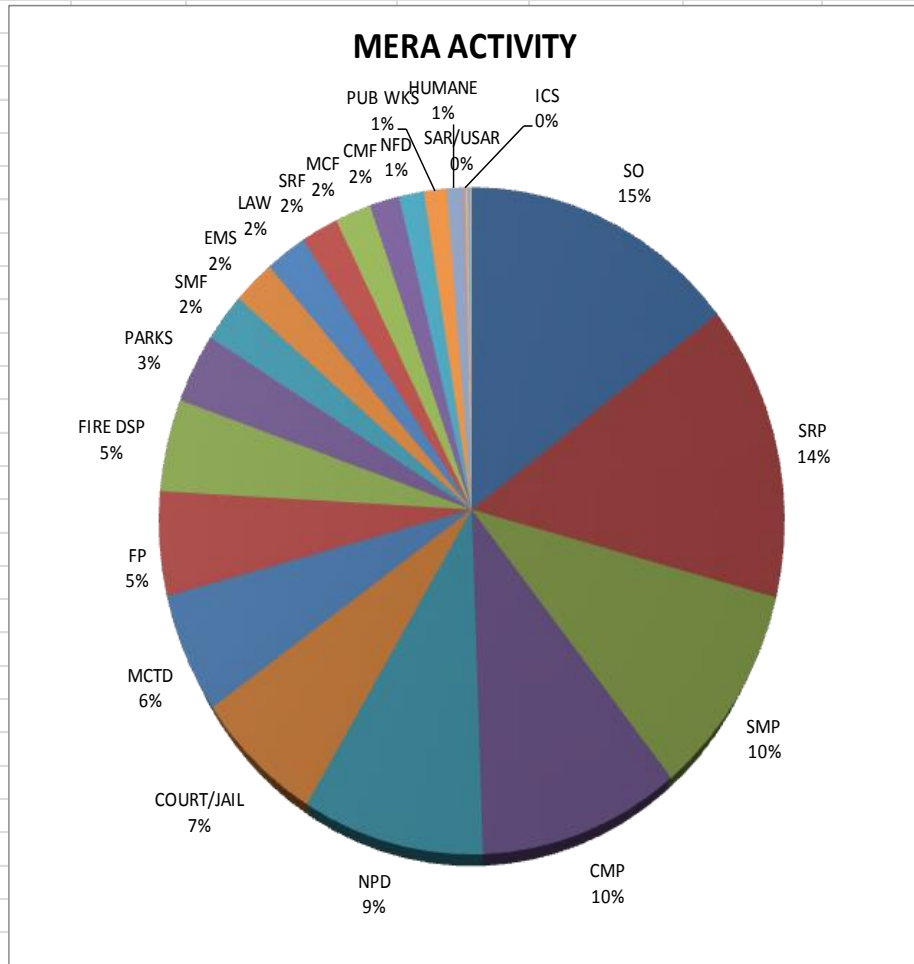
## MERA DECEMBER 2014 SYSTEM USAGE

December	2014									
Agency Grouping	Radio Calls	Call Time	Busy Time	Category	Radio Calls	Call Time	Busy Time	Percent Usage		
SO	34,769	104:57:16	0:00:46	LAW TOTAL:	185,771	513:22:01	0:02:24	66.5		
SRP	35,431	104:51:21	0:00:10	FIRE TOTAL:	65,130	133:27:39	0:02:13	17.3		
CMP	26,745	72:08:27	0:00:10	PUBLIC WORKS TOTAL:	66,341	117:05:56	0:05:27	15.2		
NPD	25,247	69:12:34	0:00:23	NON-MERA TOTAL:	4,557	8:09:15	0:00:17	1.1		
SMP	23,671	68:55:07	0:00:23		-----	-----	-----	-----		
MCTD	28,218	46:58:32	0:00:18		321,799	772:04:51	0:10:21	100.0		
COURT/JAIL	20,713	46:06:03	0:00:17							
PUB WKS	22,371	41:06:54	0:04:39							
FP	12,881	36:10:48	0:00:14							
FIRE DSP	9,662	35:58:52	0:00:12							
PARKS	14,883	27:33:50	0:00:28							
SMF	14,620	21:43:56	0:00:06							
MCF	11,084	18:35:37	0:00:44							
EMS	3,030	16:22:38	0:00:00							
SRF	10,330	14:54:56	0:00:01							
NFD	8,163	13:13:42	0:00:39							
CMF	7,956	12:06:39	0:00:31							
LAW	6,314	11:00:25	0:00:01							
HUMANE	3,682	6:26:46	0:00:00							
MUT AID	875	1:42:29	0:00:17							
ICS	786	1:18:28	0:00:00							
FIRE MSC	219	0:25:33	0:00:00							
OTHER	83	0:08:12	0:00:02							
SAR/USAR	66	0:05:46	0:00:00							
<b>TOTAL:</b>	<b>321,799</b>	<b>772:04:51</b>	<b>0:10:21</b>							



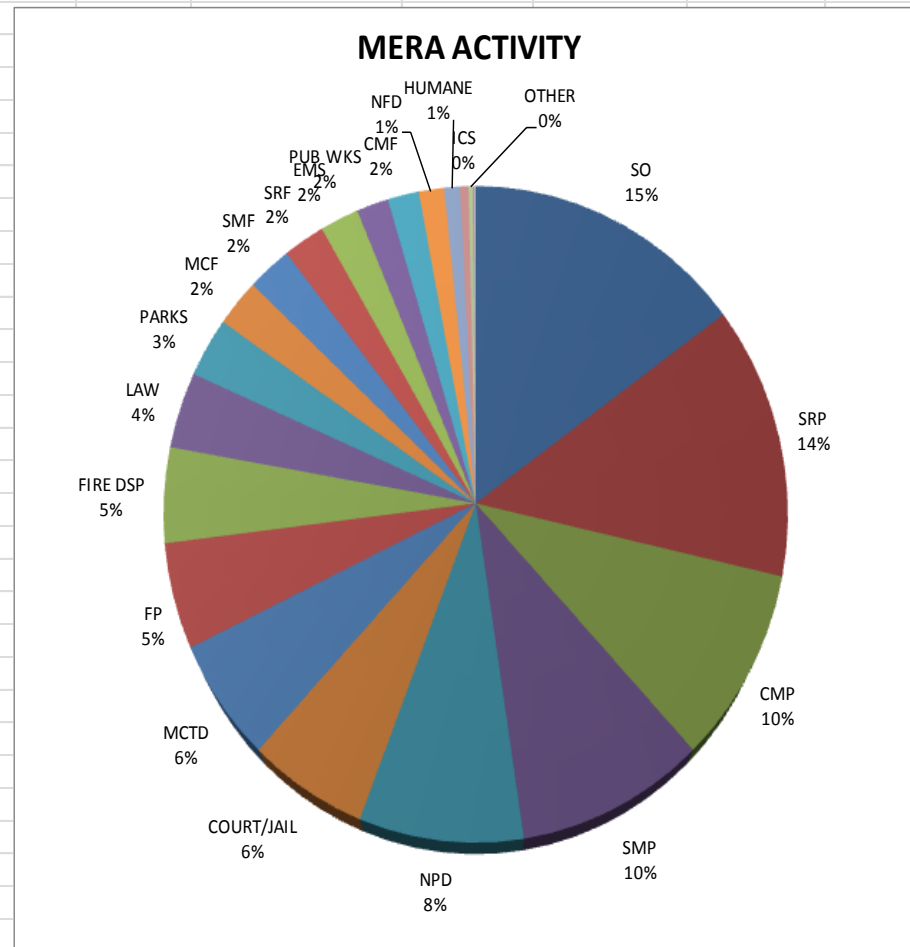
## NERA JANUARY 2015 SYSTEM USAGE

Agency Grouping	Radio Calls	Call Time	Busy Time	Category	Radio Calls	Call Time	Busy Time	Percent Usage
SO	36,231	109:30:16	0:00:00	LAW TOTAL:	192,002	535:55:30	0:00:00	72.4
SRP	35,869	106:53:40	0:00:00	FIRE TOTAL:	58,068	119:33:49	0:00:00	16.1
SMP	25,031	75:00:38	0:00:00	PUBLIC WORKS TOTAL:	47,017	78:31:13	0:00:00	10.6
CMP	27,389	74:54:14	0:00:00	NON-MERA TOTAL:	3,768	6:43:10	0:00:00	0.9
NPD	24,043	67:26:14	0:00:00		-----	-----	-----	-----
COURT/JAIL	22,001	48:29:26	0:00:00		300,855	740:43:42	0:00:00	100.0
MCTD	26,602	42:29:28	0:00:00					
FP	13,074	37:22:41	0:00:00					
FIRE DSP	8,979	33:22:45	0:00:00					
PARKS	14,402	25:19:37	0:00:00					
SMF	12,075	17:49:08	0:00:00					
EMS	3,264	16:35:58	0:00:00					
LAW	8,364	16:18:21	0:00:00					
SRF	10,388	14:37:28	0:00:00					
MCF	8,618	14:06:59	0:00:00					
CMF	7,642	11:46:52	0:00:00					
NFD	6,265	9:53:45	0:00:00					
PUB WKS	5,072	8:58:06	0:00:00					
HUMANE	3,508	6:12:06	0:00:00					
SAR/USAR	704	1:06:03	0:00:00					
ICS	663	0:56:01	0:00:00					
OTHER	278	0:48:01	0:00:00					
MUT AID	260	0:31:04	0:00:00					
FIRE MSC	133	0:14:51	0:00:00					
<b>TOTAL:</b>	<b>300,855</b>	<b>740:43:42</b>	<b>0:00:00</b>					



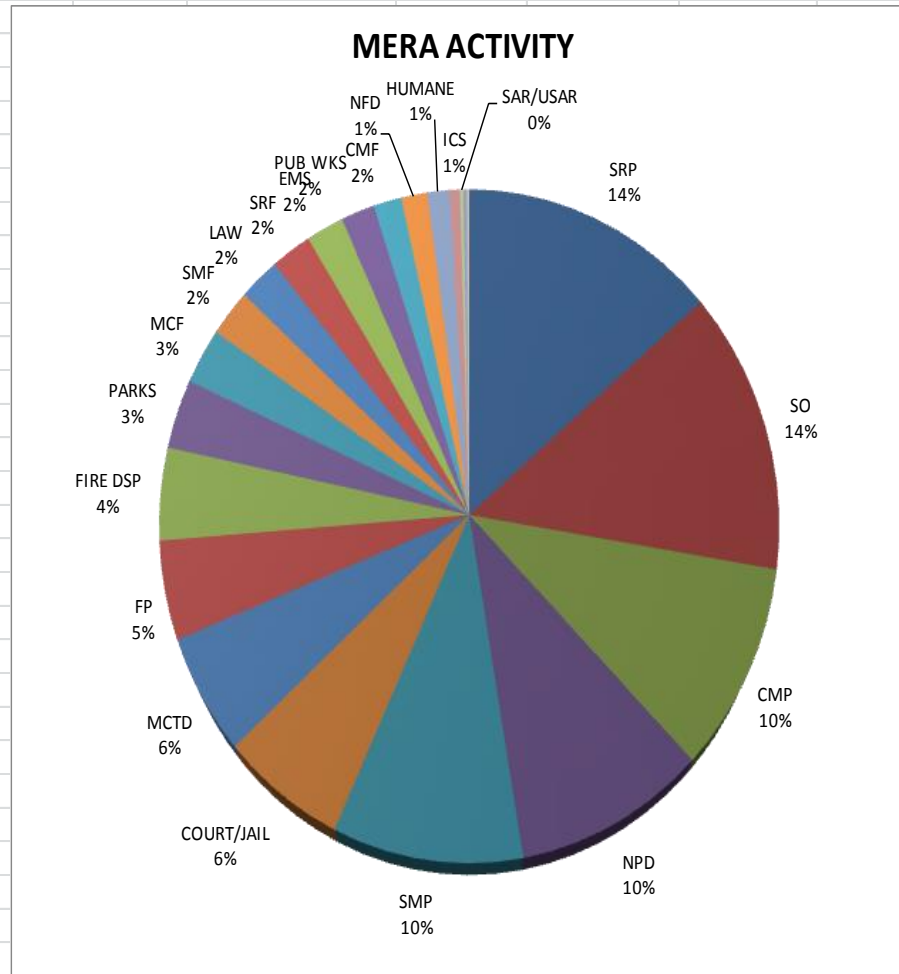
## NERA FEBRUARY 2015 SYSTEM USAGE

Agency Grouping	Radio Calls	Call Time	Busy Time	Category	Radio Calls	Call Time	Busy Time	Percent Usage
SO	34,979	107:46:34	0:00:02	<b>LAW TOTAL:</b>	<b>182,177</b>	<b>508:55:03</b>	<b>0:00:12</b>	<b>70.9</b>
SRP	32,077	97:16:55	0:00:00					
CMP	24,475	68:32:07	0:00:01					
SMP	22,785	68:17:24	0:00:07					
NPD	21,308	59:14:22	0:00:00	<b>FIRE TOTAL:</b>	<b>58,703</b>	<b>121:06:21</b>	<b>0:00:11</b>	<b>16.9</b>
COURT/JAIL	19,574	43:16:11	0:00:00					
MCTD	26,607	42:52:13	0:00:00					
FP	13,042	37:20:14	0:00:02	<b>PUBLIC WORKS TOTAL:</b>	<b>47,860</b>	<b>81:25:06</b>	<b>0:00:03</b>	<b>11.3</b>
FIRE DSP	8,820	33:44:20	0:00:01					
LAW	13,937	27:11:16	0:00:00					
PARKS	12,080	21:28:06	0:00:01	<b>NON-MERA TOTAL:</b>	<b>3,605</b>	<b>6:37:18</b>	<b>0:00:00</b>	<b>0.9</b>
MCF	10,362	17:18:11	0:00:01					
SMF	11,465	16:58:44	0:00:03	-----	-----	-----	-----	-----
SRF	10,830	15:55:15	0:00:04	<b>292,345</b>	<b>718:03:48</b>	<b>0:00:26</b>	<b>100.0</b>	
EMS	2,683	14:51:53	0:00:00					
PUB WKS	6,722	12:14:56	0:00:02					
CMF	7,910	12:01:30	0:00:00					
NFD	6,339	9:43:24	0:00:02					
HUMANE	3,324	6:00:49	0:00:00					
ICS	1,971	3:17:22	0:00:00					
OTHER	480	1:32:29	0:00:00					
MUT AID	281	0:36:29	0:00:00					
SAR/USAR	166	0:17:01	0:00:00					
FIRE MSC	128	0:16:03	0:00:00					
<b>TOTAL:</b>	<b>292,345</b>	<b>718:03:48</b>	<b>0:00:26</b>					

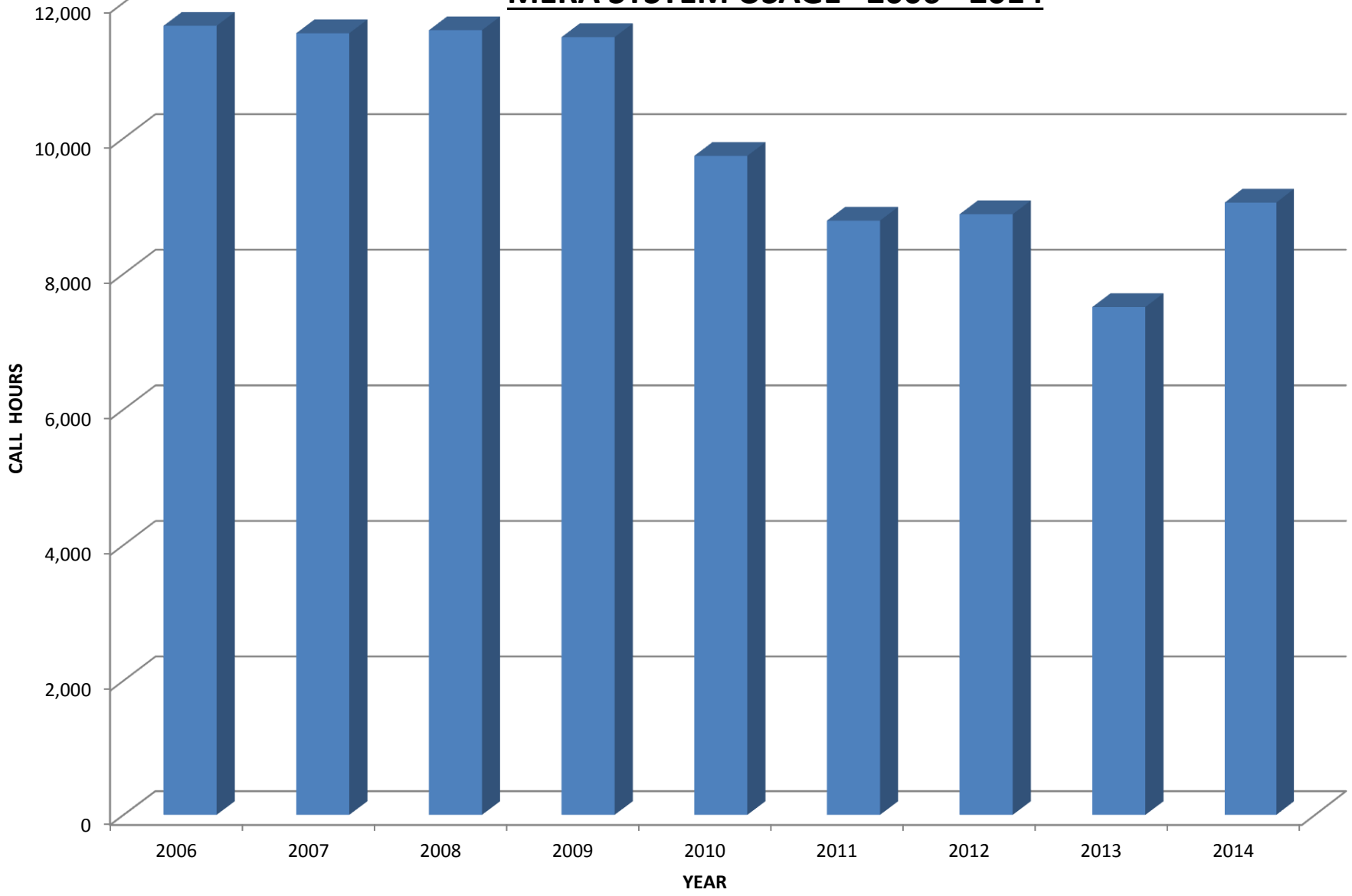


## AMERA ANNUAL 2014 SYSTEM USAGE

Agency Grouping	Radio Calls	Call Time	Busy Time	Category	Radio Calls	Call Time	Busy Time	Percent Usage
SRP	425,484	1250:16:01	0:00:24	<b>LAW TOTAL:</b>	<b>2,353,205</b>	<b>6351:21:53</b>	<b>0:02:54</b>	<b>70.2</b>
SO	405,566	1245:55:44	0:00:47	<b>FIRE TOTAL:</b>	<b>754,160</b>	<b>1528:08:56</b>	<b>0:02:40</b>	<b>16.9</b>
CMP	356,798	906:22:17	0:00:10	<b>PUBLIC WORKS TOTAL:</b>	<b>603,535</b>	<b>1051:09:07</b>	<b>0:05:44</b>	<b>11.6</b>
NPD	336,690	878:19:37	0:00:27	<b>NON-MERA TOTAL:</b>	<b>64,968</b>	<b>119:49:37</b>	<b>0:00:18</b>	<b>1.3</b>
SMP	310,126	871:34:21	0:00:33		-----	-----	-----	-----
COURT/JAIL	250,681	571:59:59	0:00:18		<b>3,775,868</b>	<b>9050:29:33</b>	<b>0:11:36</b>	<b>100.0</b>
MCTD	313,963	522:42:51	0:00:26					
FP	165,230	430:15:26	0:00:14					
FIRE DSP	109,688	403:12:18	0:00:14					
PARKS	167,748	304:39:31	0:00:29					
MCF	148,246	248:35:30	0:00:54					
SMF	143,086	210:45:20	0:00:13					
LAW	102,630	196:38:28	0:00:01					
SRF	133,879	196:28:08	0:00:06					
EMS	36,977	183:02:19	0:00:01					
PUB WKS	87,557	163:59:03	0:04:47					
CMF	89,277	135:51:19	0:00:32					
NFD	80,232	127:08:33	0:00:40					
HUMANE	58,182	107:06:13	0:00:01					
ICS	30,787	50:24:21	0:00:00					
SAR/USAR	9,844	16:57:45	0:00:00					
MUT AID	6,786	12:43:24	0:00:17					
OTHER	3,480	9:23:21	0:00:02					
FIRE MSC	2,931	6:07:44	0:00:00					
<b>TOTAL:</b>	<b>3,775,868</b>	<b>9050:29:33</b>	<b>0:11:36</b>					



**MERA SYSTEM USAGE 2006 - 2014**



# MERA SYSTEM BUSY SECONDS 2006 - 2014

