

**September 2014 MERA System Data**

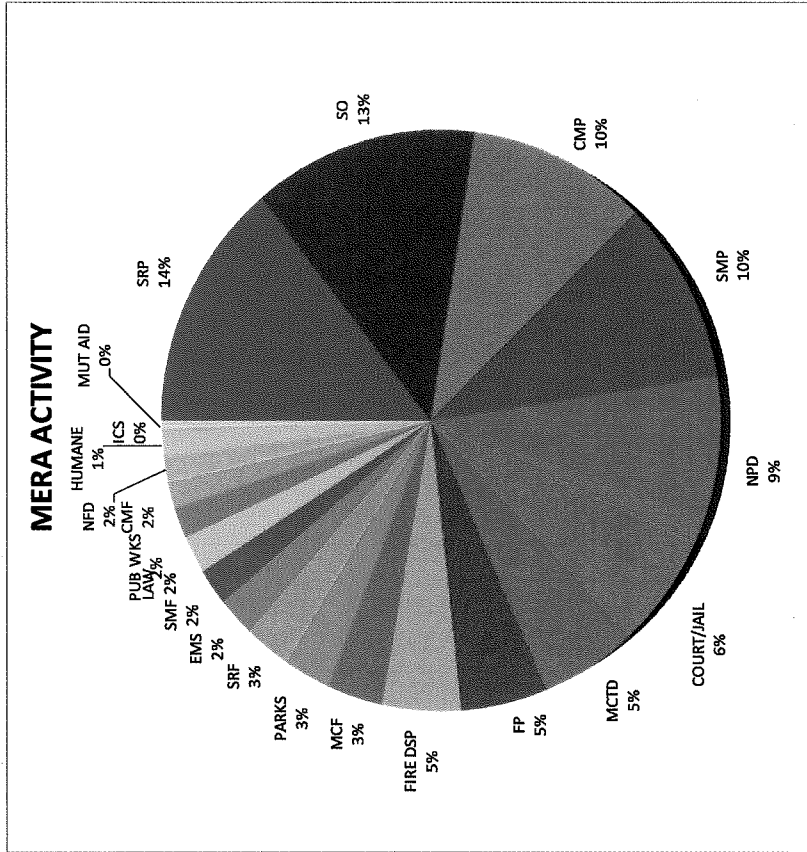
2014

September

Agency Grouping	Radio Calls	Call Time	Busy Time
SRP	35,545	106:03:54	0:00:00
SO	31,709	97:31:59	0:00:00
CMP	27,304	75:21:16	0:00:00
SMP	23,948	73:29:18	0:00:00
NPD	23,344	66:29:13	0:00:00
COURT/JAIL	20,674	46:36:30	0:00:01
MCTD	24,550	39:55:34	0:00:01
FP	13,468	36:51:44	0:00:00
FIRE DSP	9,395	33:46:31	0:00:00
MCF	14,222	24:13:49	0:00:00
PARKS	11,798	20:57:38	0:00:00
SRF	13,877	20:20:55	0:00:00
EMS	3,022	16:13:28	0:00:00
SMF	11,226	16:06:07	0:00:02
LAW	8,296	15:51:15	0:00:00
PUB WKS	6,826	12:58:00	0:00:00
CMF	7,444	11:19:22	0:00:01
NFD	7,232	11:13:44	0:00:00
HUMANE	5,129	9:34:34	0:00:00
ICS	1,520	2:04:56	0:00:00
MUT AID	696	1:19:04	0:00:00
SAR/USAR	686	1:11:52	0:00:00
OTHER	168	0:20:13	0:00:00
FIRE MSC	185	0:18:54	0:00:00
<b>TOTAL:</b>	<b>302,264</b>	<b>740:09:50</b>	<b>0:00:05</b>

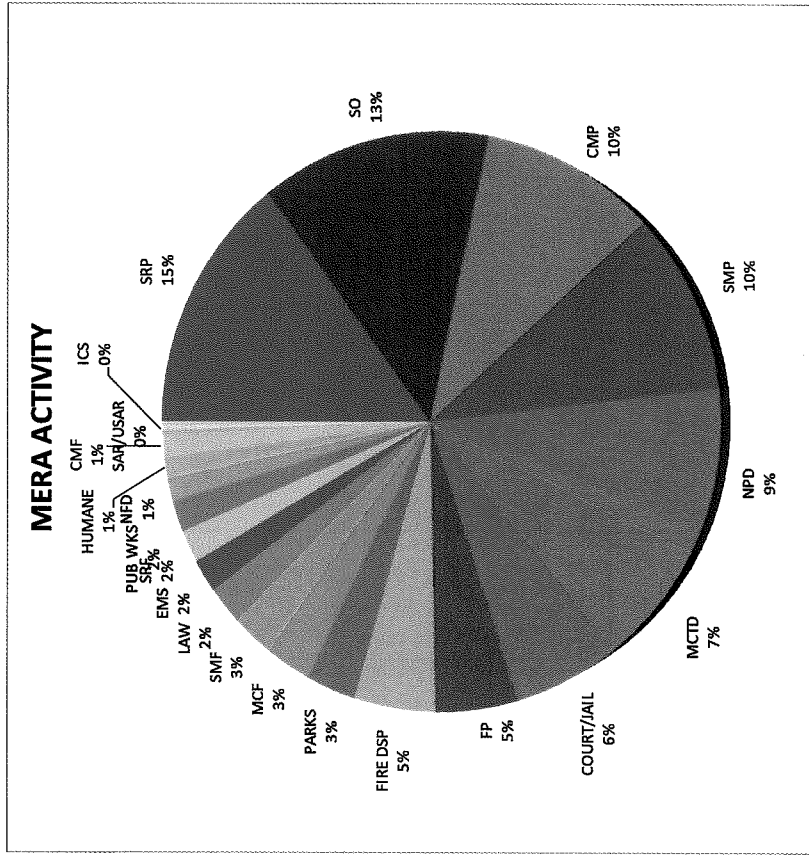
Category	Radio Calls	Call Time	Busy Time	Percent Usage
LAW TOTAL:	184,288	518:15:09	0:00:01	70.0
FIRE TOTAL:	67,289	134:44:42	0:00:03	18.2
PUBLIC WORKS TOTAL:	44,862	76:16:21	0:00:01	10.3
NON-MERA TOTAL:	5,825	10:53:38	0:00:00	1.5
<b>TOTAL:</b>	<b>302,264</b>	<b>740:09:50</b>	<b>0:00:05</b>	<b>100.0</b>

**LAW TOTAL:**  
**FIRE TOTAL:**  
**PUBLIC WORKS TOTAL:**  
**NON-MERA TOTAL:**



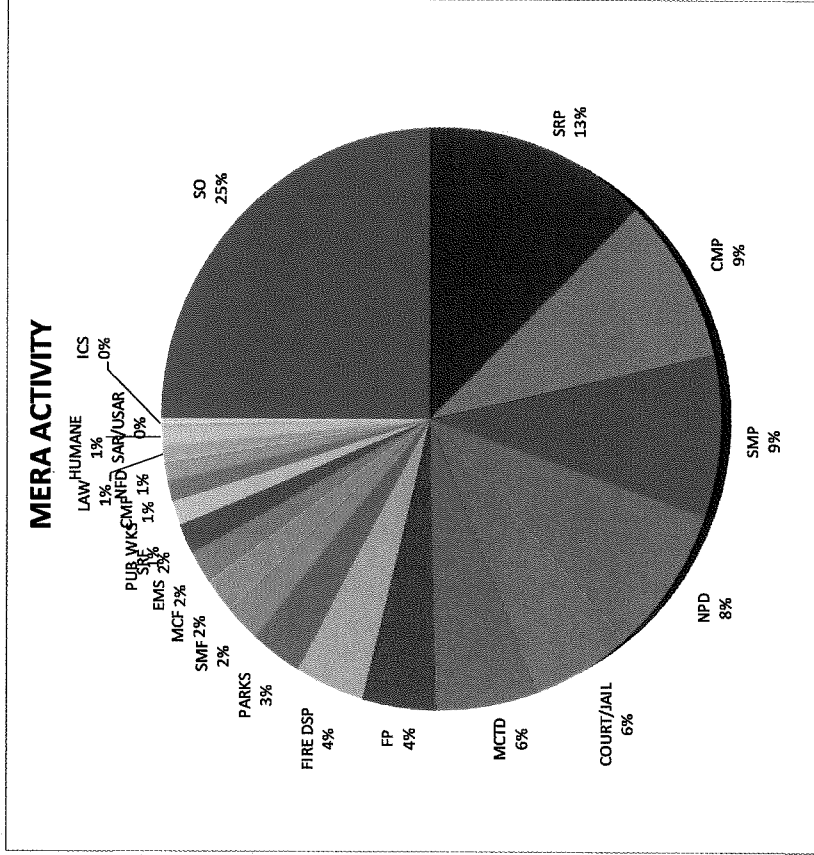
# October 2014 MERA System Data

October	2014	Radio Calls	Call Time	Busy Time	Category	Radio Calls	Call Time	Busy Time	Percent Usage
Agency Grouping									
SRP	37,197	113:39:07	0:00:00	LAW TOTAL:	190,666	535:42:30	0:00:00	70.0	
SO	33,491	102:55:53	0:00:00	FIRE TOTAL:	63,088	128:02:41	0:00:03	16.7	
CMP	28,680	76:35:44	0:00:00	PUBLIC WORKS TOTAL:	51,971	90:38:42	0:00:01	11.8	
SMP	24,678	75:21:28	0:00:00	NON-MERA TOTAL:	5,959	10:48:28	0:00:00	1.4	
NPD	24,263	68:20:02	0:00:00		311,684	765:12:21	0:00:04	100.0	
MCTD	30,729	52:06:50	0:00:00						
COURT/JAIL	20,691	45:56:32	0:00:00						
FP	13,247	36:26:00	0:00:00						
FIRE DSP	10,101	36:03:29	0:00:00						
PARKS	12,814	22:36:33	0:00:01						
MCF	12,356	21:07:38	0:00:01						
SMF	13,322	19:14:36	0:00:02						
LAW	8,419	16:27:44	0:00:00						
EMS	2,830	15:12:34	0:00:00						
SRF	9,925	14:09:30	0:00:00						
PUB WKS	7,107	13:47:16	0:00:00						
NFD	6,629	10:18:39	0:00:00						
HUMANE	5,455	9:51:43	0:00:00						
CMF	6,128	8:55:56	0:00:00						
SAR/USAR	1,561	2:32:42	0:00:00						
ICS	1,212	1:53:24	0:00:00						
MUT AID	504	0:56:45	0:00:00						
FIRE MSC	236	0:27:37	0:00:00						
OTHER	109	0:14:39	0:00:00						
<b>TOTAL:</b>	<b>311,684</b>	<b>765:12:21</b>	<b>0:00:04</b>						



# November 2014 MERA System Data

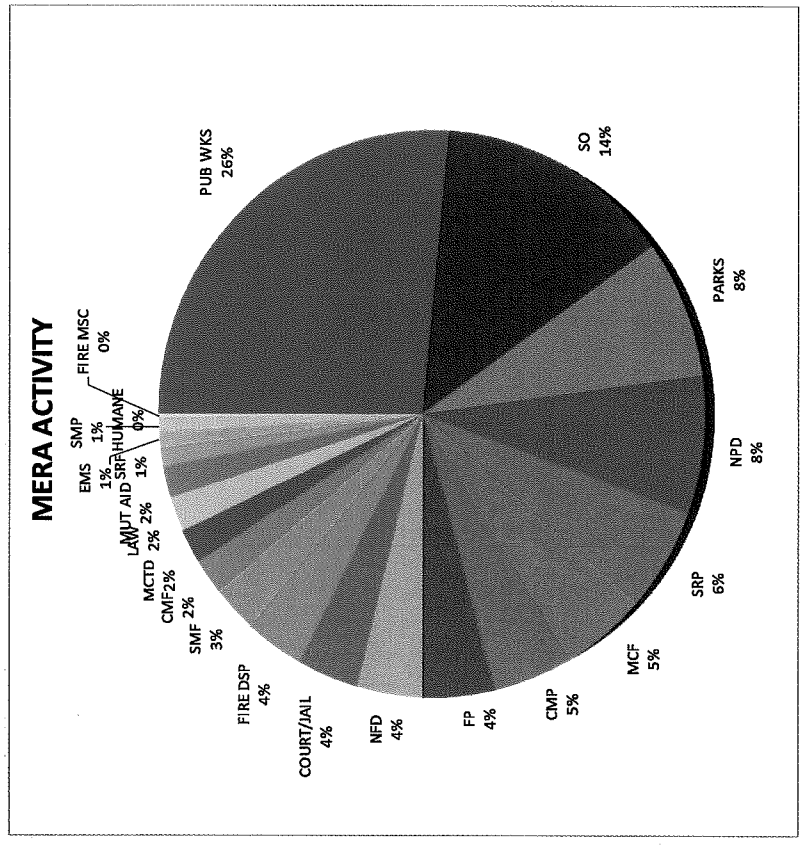
November	2014	Radio Calls	Call Time	Busy Time	Category	Radio Calls	Call Time	Busy Time	Percent Usage
SO	62,554	192:12:50	0:00:01	LAW TOTAL:	200,172	571:18:06	0:00:06	74.2	
SRP	32,098	96:58:45	0:00:00	FIRE TOTAL:	54,349	111:41:52	0:00:03	14.5	
CMP	25,870	68:48:57	0:00:00	PUBLIC WORKS TOTAL:	45,215	79:18:12	0:00:03	10.3	
SMP	22,357	66:56:50	0:00:05	NON-MERA TOTAL:	4,344	7:33:44	0:00:00	1.0	
NPD	21,632	61:24:03	0:00:00						
COURT/JAIL	19,454	43:59:57	0:00:00						
MCTD	25,740	43:35:48	0:00:02		304,080	769:51:54	0:00:12	100.0	
FP	11,793	33:06:11	0:00:00						
FIRE DSP	8,546	31:45:43	0:00:00						
PARKS	13,545	24:07:31	0:00:00						
SMF	11,318	16:17:24	0:00:00						
MCF	9,357	15:28:30	0:00:02						
EMS	2,501	14:11:59	0:00:01						
SRF	9,407	13:36:13	0:00:00						
PUB WKS	5,297	10:31:37	0:00:01						
CMF	6,284	9:17:40	0:00:00						
NFD	5,477	8:25:30	0:00:00						
LAW	4,414	7:50:33	0:00:00						
HUMANE	3,846	6:43:18	0:00:00						
SAR/USAR	1,286	2:18:27	0:00:00						
ICS	550	0:54:16	0:00:00						
MUT AID	498	0:50:26	0:00:00						
FIRE MSC	173	0:20:26	0:00:00						
OTHER	83	0:09:00	0:00:00						
<b>TOTAL:</b>	<b>304,080</b>	<b>769:51:54</b>	<b>0:00:12</b>						



# December 11, 2014 Storm Data

December 11, 2014

Agency Grouping	Radio Calls	Call Time	Busy Time	Category	Radio Calls	Call Time	Busy Time	Percent Usage
PUB WKS	7,682	14:31:02	0:04:39	LAW TOTAL:	9,331	23:11:16	0:02:24	42.3
SO	2,785	7:30:44	0:01:09	FIRE TOTAL:	5,409	10:38:41	0:02:10	19.4
PARKS	1,965	4:11:26	0:00:28	PUBLIC WORKS TOTAL:	10,347	19:51:01	0:05:27	36.2
NPD	1,920	4:08:38	0:00:23	NON-MERA TOTAL:	559	1:06:13	0:00:17	2.0
SRP	1,130	3:11:59	0:00:10					
MCF	1,487	2:39:14	0:00:41					
CMP	987	2:32:49	0:00:10					
FP	800	2:18:18	0:00:14					
NFD	1,220	2:08:51	0:00:39					
COURT/JAIL	827	2:01:19	0:00:17					
FIRE DSP	539	1:57:05	0:00:12					
SMF	901	1:29:00	0:00:06					
CMF	688	1:10:40	0:00:31					
MCTD	680	1:07:06	0:00:18					
LAW	659	1:06:30	0:00:01					
MUT AID	512	1:00:53	0:00:17					
SRF	427	0:37:16	0:00:01					
EMS	99	0:31:16	0:00:00					
SMP	223	0:20:59	0:00:00					
HUMANE	47	0:05:20	0:00:00					
FIRE MSC	47	0:05:16	0:00:00					
OTHER	14	0:00:57	0:00:02					
ICS	6	0:00:30	0:00:00					
SAR/USAR	1	0:00:03	0:00:00					
<b>TOTAL:</b>	<b>25,646</b>	<b>54:47:11</b>	<b>0:10:18</b>					<b>100.0</b>



**MERA SYSTEM STORM USAGE COMPARISON**

**December 11, 2014**

**January 4, 2008**

Agency Grouping	Radio Calls	Call Time (Hrs)	Busy Time (Sec)	Busy Percentage	Agency Grouping	Radio Calls	Call Time (Hrs)	Busy Time (Sec)	Busy Percentage
PUB WKS	7,682	14.5	279	0.14	PUB WKS	4,172	8.2	26,927	9.67
SO	2,785	7.5	69	0.03	SO	1,951	7.2	2,642	0.95
PARKS	1,965	4.2	28	0.01	PARKS	497	1.9	1,732	0.62
NPD	1,920	4.1	23	0.01	NPD	1,264	4.6	689	0.25
SRP	1,130	3.2	10	0.00	SRP	1,222	4.6	1,226	0.44
MCF	1,487	2.7	41	0.02	MCF	1,259	5.6	3,965	1.42
CMP	987	2.6	10	0.00	CMP	2,003	7.2	5,075	1.82
FP	800	2.3	14	0.01	FP	640	2.3	1,360	0.49
NFD	1,220	2.2	39	0.02	NFD	1,282	5.5	2,532	0.91
COURT/JAIL	827	2.0	17	0.01	COURT/JAIL	776	2.2	1,808	0.65
FIRE DSP	539	3.0	12	0.01	FIRE DSP	393	1.5	726	0.26
SMF	901	1.5	6	0.00	SMF	1,538	6.4	5,436	1.95
CMF	688	1.2	31	0.02	CMF	1,017	3.6	3,274	1.18
MCTD	680	1.1	18	0.01	MCTD	414	0.7	2,078	0.75
LAW	659	1.1	1	0.00	LAW	357	1.4	208	0.07
MUT AID	512	1.0	17	0.01	MUT AID	779	4.0	1,969	0.71
SRF	427	0.6	1	0.00	SRF	857	2.6	1,075	0.39
EMS	99	0.5	0	0.00	EMS	219	0.6	424	0.15
SMP	223	0.3	0	0.00	SMP	1,728	6.8	2,665	0.96
HUMANE	47	0.1	0	0.00	HUMANE	86	0.1	346	0.12
FIRE MSC	47	0.1	0	0.00	FIRE MSC	116	0.2	243	0.09
OTHER	14	0.0	2	0.00	OTHER	0	0.0	0	0.00
ICS	6	0.0	0	0.00	ICS	10	0.0	2	0.00
<b>TOTAL:</b>	<b>25,645</b>	<b>55.6</b>	<b>618</b>	<b>0.31</b>	<b>TOTAL:</b>	<b>22,580</b>	<b>77.3</b>	<b>66,402</b>	<b>23.86</b>

Design criteria for the upgrade was to have a percent busy of less than 3%.  
 Public Works, with a lower priority than Public Safety, will see a higher percentage of busies.  
 Busy percentage = (Busy Seconds/(Total Call Hours\*3600)\*100)