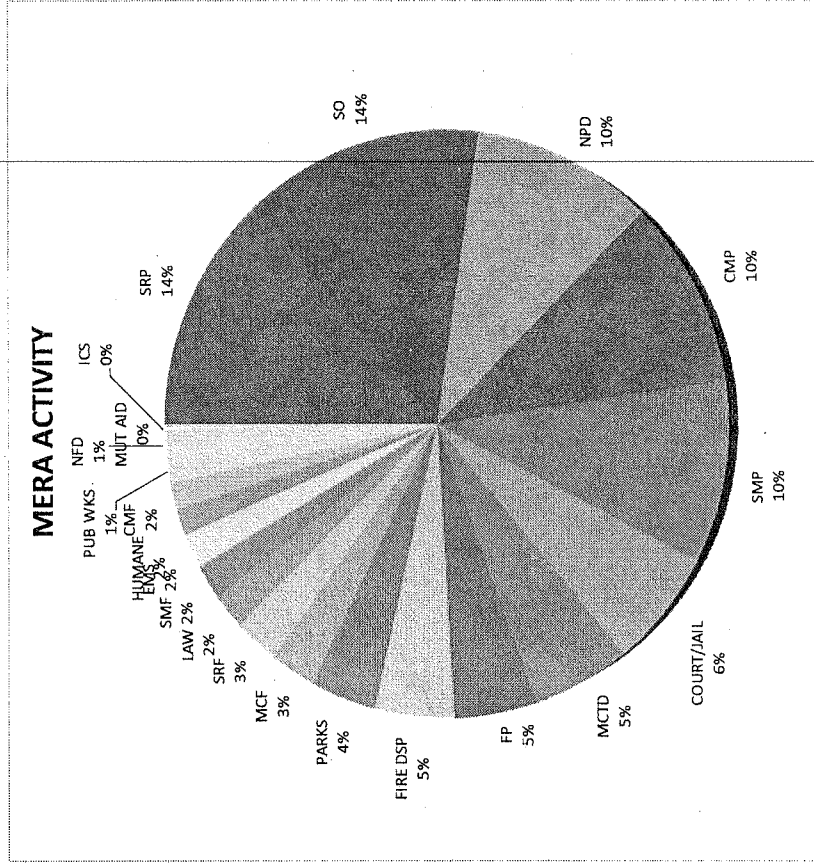


May System Activity

May 2014

Agency Grouping	Radio Calls	Call Time	Busy Time
SRP	81,056	110:11:17	0:00:00
SO	79,379	109:30:47	0:00:00
NPD	60,405	81:32:57	0:00:00
CMP	62,808	81:09:52	0:00:00
SMP	56,359	77:52:19	0:00:00
COURT/JAIL	35,964	50:41:40	0:00:00
MCTD	29,944	44:03:08	0:00:01
FP	28,123	38:30:43	0:00:00
FIRE DSP	10,630	36:10:49	0:00:00
PARKS	18,491	30:29:13	0:00:00
MCF	17,010	21:36:02	0:00:02
SRF	16,433	20:33:31	0:00:00
LAW	10,369	16:30:13	0:00:00
SMF	13,791	16:08:54	0:00:00
EMS	5,587	15:43:57	0:00:00
HUMANE	7,213	12:15:43	0:00:00
CMF	9,706	12:12:13	0:00:00
PUB WKS	7,598	12:01:18	0:00:00
NFD	8,544	10:55:12	0:00:00
MUT AID	807	1:16:21	0:00:00
ICS	601	0:55:05	0:00:00
FIRE MSC	426	0:46:30	0:00:00
SAR/USAR	261	0:22:23	0:00:00
OTHER	27	0:02:02	0:00:00
TOTAL:	561,532	801:32:09	0:00:03

Category	Radio Calls	Call Time	Busy Time	Percent Usage
LAW TOTAL:	414,463	565:59:48	0:00:00	70.6
FIRE TOTAL:	82,388	134:29:31	0:00:02	16.8
PUBLIC WORKS TOTAL:	56,661	87:30:46	0:00:01	10.9
NON-MERA TOTAL:	8,020	13:32:04	0:00:00	1.7
TOTAL:	561,532	801:32:09	0:00:03	100.0



June System Activity

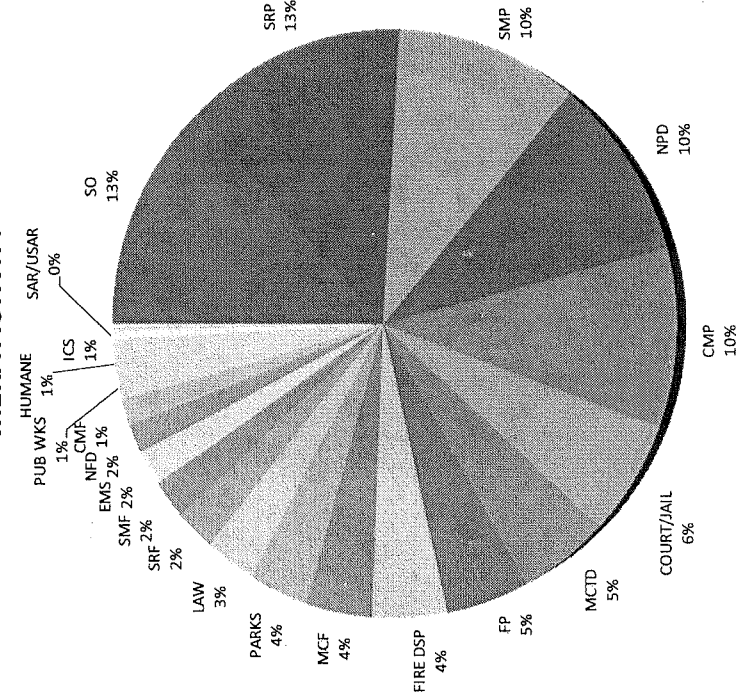
June

2014

Agency Grouping	Radio Calls	Call Time	Busy Time
SO	33,857	104:30:59	0:00:00
SRP	34,665	102:51:30	0:00:06
SMP	27,091	81:31:30	0:00:00
NPD	26,891	78:33:27	0:00:03
CMP	26,617	76:16:24	0:00:00
COURT/JAIL	21,358	49:06:41	0:00:00
MCTD	24,642	40:30:15	0:00:00
FP	13,226	37:35:05	0:00:00
FIRE DSP	9,221	33:59:39	0:00:00
MCF	17,962	30:54:32	0:00:01
PARKS	15,572	28:32:05	0:00:00
LAW	12,170	24:01:11	0:00:00
SRF	12,487	18:38:37	0:00:04
SMF	12,226	17:41:26	0:00:00
EMS	2,996	15:47:34	0:00:00
NFD	8,347	13:08:55	0:00:00
CMF	7,902	11:59:07	0:00:00
PUB WKS	5,558	11:09:56	0:00:02
HUMANE	5,699	10:39:29	0:00:00
ICS	3,076	5:23:58	0:00:00
SAR/USAR	2,250	3:54:59	0:00:00
OTHER	676	1:14:57	0:00:00
MUT AID	638	1:03:52	0:00:00
FIRE MSC	320	0:35:46	0:00:00
TOTAL:	325,447	799:41:54	0:00:16

Category	Radio Calls	Call Time	Busy Time	Percent Usage
LAW TOTAL:	195,875	554:26:47	0:00:09	69.3
FIRE TOTAL:	73,711	146:40:35	0:00:05	18.3
PUBLIC WORKS TOTAL:	49,524	86:51:11	0:00:02	10.9
NON-MERA TOTAL:	6,337	11:43:21	0:00:00	1.5
TOTAL:	325,447	799:41:54	0:00:16	100.0

MERA ACTIVITY



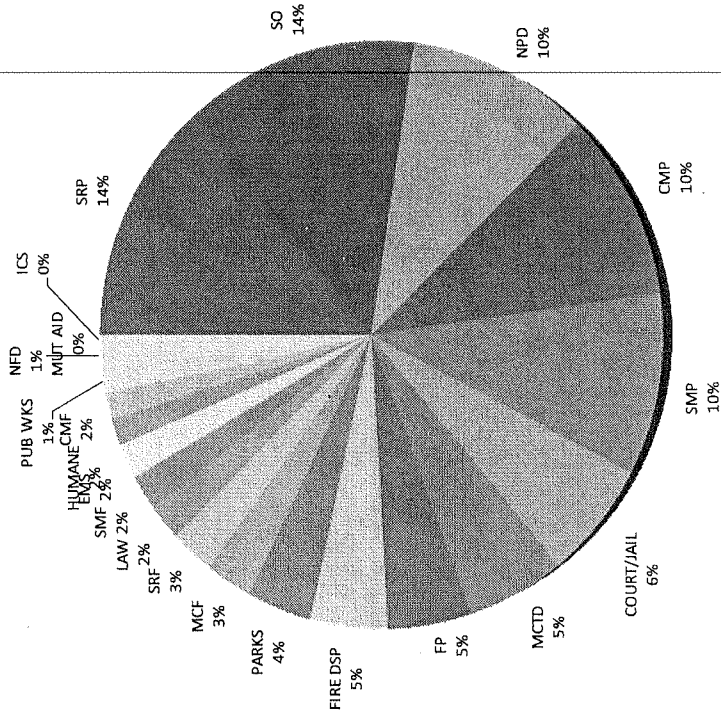
July System Activity

July 2014

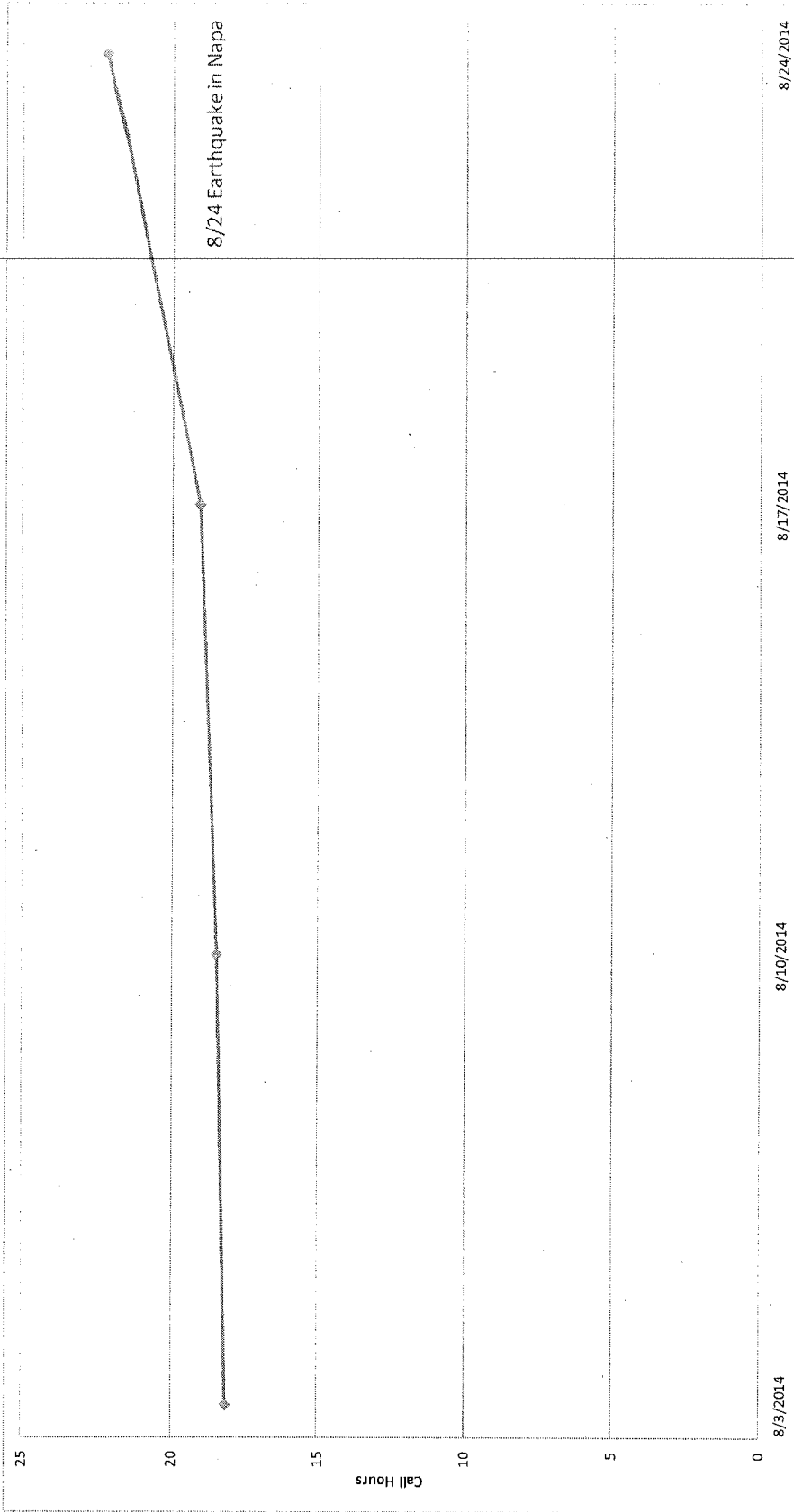
Agency Grouping	Radio Calls	Call Time	Busy Time
SRP	34,885	106:19:18	0:00:00
SO	33,989	104:15:06	0:00:00
CMP	31,335	85:17:49	0:00:00
SMP	25,565	77:21:43	0:00:00
NPD	25,363	70:31:29	0:00:00
COURT/JAIL	21,167	47:49:32	0:00:00
MCTD	27,152	44:38:05	0:00:00
FP	13,003	37:38:44	0:00:00
FIRE DSP	8,998	33:32:18	0:00:00
PARKS	13,859	25:09:12	0:00:00
MCF	14,712	24:05:17	0:00:00
SMF	12,813	18:47:55	0:00:00
SRF	10,389	15:15:39	0:00:00
EMS	2,746	15:02:50	0:00:00
LAW	7,281	14:09:37	0:00:00
CMF	9,135	13:54:56	0:00:00
ICS	7,714	12:29:11	0:00:00
HUMANE	6,122	11:28:24	0:00:00
NFD	7,155	11:11:45	0:00:00
PUB WKS	4,983	9:42:57	0:00:00
MUT AID	516	0:58:40	0:00:00
FIRE MSC	311	0:33:04	0:00:00
SAR/USAR	95	0:08:50	0:00:00
OTHER	59	0:04:20	0:00:00
TOTAL:	319,347	780:26:41	0:00:00

Category	Radio Calls	Call Time	Busy Time	Percent Usage
LAW TOTAL:	192,588	543:23:18	0:00:00	69.6
FIRE TOTAL:	66,354	132:32:34	0:00:00	17.0
PUBLIC WORKS TOTAL:	53,767	92:03:45	0:00:00	11.8
NON-MERA TOTAL:	6,638	12:27:04	0:00:00	1.6
TOTAL:	319,347	780:26:41	0:00:00	100.0

MERA ACTIVITY



Typical Sunday in August Usage Comparison



Date	Transmissions	Call Time	System Busies	Busy Time
8/3/2014	7108	18:09:45	0	0:00:00
8/10/2014	7376	18:29:24	0	0:00:00
8/17/2014	7662	19:03:34	0	0:00:00
8/24/2014	8810	22:10:46	0	0:00:00